

# Mackenzie US Investment Grade Corporate Bond Index ETF (CAD-Hedged)

## US Fixed Income

### Compound Annualized Returns 08/31/2024

1 Month	1.7%
3 Months	4.5%
Year-to-date	2.8%
1 Year	7.9%
2 Years	4.1%
3 Years	-2.6%
5 Years	0.1%
Since inception (Jan. 2018)	1.6%

### Sector Allocation 08/31/2024

Corporates	96.7%
Other	2.1%
Cash & Equivalents	1.2%
<b>Total</b>	<b>100%</b>

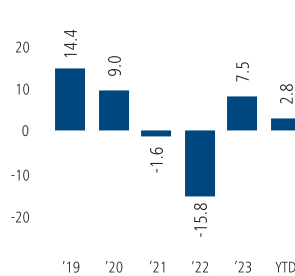
### Credit Allocation\*\* 08/31/2024

AAA	1.4%	BB	0.1%
AA	9.7%	NR	1.1%
A	33.5%	Other	2.1%
BBB	50.9%	Cash & Equivalents	1.2%

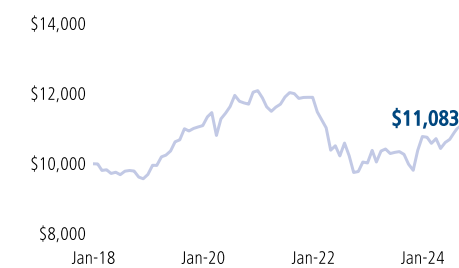
### Index Provider

Solactive provides tailor-made and broad based indices across all asset classes, which are developed, calculated and distributed worldwide. Based in Frankfurt, Germany, and since its founding in 2007, Solactive has grown to be one of the market leaders in the indexing industry.

### Calendar Year Returns (%) 08/31/2024



### Value of \$10,000 invested 08/31/2024



### Major Holdings 08/30/2024

*Major Holdings Represent 14.3% of the fund*

Cash, Cash Equivalents 1	7.8%
TD 2.496 12/02/24	0.9%
WFC 3.196 06/17/27	0.8%
S 6.875 11/15/28	0.7%
CURRENCY CONTRACT - CAD USD - 29773	0.7%
BAC 3.974 02/07/30	0.7%
CURRENCY CONTRACT - CAD USD - 29769	0.7%
CURRENCY CONTRACT - CAD USD - 29766	0.7%
WFC 2.393 06/02/28	0.6%
ABIBB 4.9 02/01/2046	0.6%

**TOTAL NUMBER OF HOLDINGS: 474**

### Fund Risk Measures

Annual Std Dev	8.9
Annual Std Dev. B'mark	9.3
Alpha	-0.4
Beta	0.9
R-squared	1.0
Sharpe Ratio	-0.7

Source: Mackenzie Investments

### Key Fund Data 07/31/2024

Ticker:	QUIG
Total Fund Assets:	\$543.77 million
NAVPS (08/30/2024):	\$87.99
CUSIP:	55455H106
Listing Date:	01/29/2018
Index*:	Solactive Select USD Investment Grade Corporate Hedged to CAD TR Index
Fund Category:	US Fixed Income
Distribution Frequency:	Monthly
DRIP Eligibility:	Yes
Management Fee:	0.15%
Modified Duration:	6.14 year(s)
Yield to Maturity:	5.21%
Weighted Average Coupon:	3.76%
Distribution Yield:	3.77%

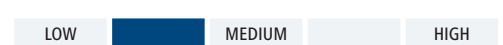
### Term to Maturity (years) 08/31/2024

0 - 1 year	1.7%
1 - 2 years	7.9%
2 - 3 years	8.2%
3 - 5 years	17.2%
5 - 7 years	13.2%
7 - 10 years	15.2%
10 - 15 years	8.6%
15 - 20 years	4.5%
20+ years	20.2%
Other	2.1%
Cash & Equivalents	1.2%
<b>Total</b>	<b>100%</b>

### Why Invest in this fund?

- Market capitalization weighed indexing results in lower portfolio turnover and transaction costs versus other forms of indexing.
- Targeted access to specific market segments.
- Daily transparency of holdings.

### Risk Tolerance



\* The Solactive Select USD Investment Grade Corporate Hedged to CAD TR Index is a rules-based, market value weighted index engineered to mirror the performance of investment grade corporate bonds issued in USD. The US dollar currency exposure is hedged back to Canadian dollars.

The Mackenzie ETFs are not sponsored, promoted, sold or supported in any other manner by Solactive nor does Solactive offer any express or implicit guarantee or assurance either with regard to the results of using the Indices, trademarks and/or the price of an Index at any time or in any other respect. The Solactive Indices are calculated and published by Solactive. Solactive uses its best efforts to ensure that the Indices are calculated correctly. Irrespective of its obligations towards the Mackenzie ETFs, Solactive has no obligation to point out errors in the Indices to third parties including but not limited to investors and/or financial intermediaries of the Mackenzie ETFs. Neither publication of the Solactive Indices by Solactive nor the licensing of the Indices or related trademark(s) for the purpose of use in connection with the Mackenzie ETFs constitutes a recommendation by Solactive to invest capital in said Mackenzie ETFs nor does it in any way represent an assurance or opinion of Solactive with regard to any investment in these Mackenzie ETFs.

\*\* Credit ratings and rating categories are based on ratings issued by a designated rating organization.